



---

# STUDENT FEEDBACK ANALYSIS REPORT (2021-2022)

---

Shri Madhavrao Patil Mahavidyalaya, Murum



**Student Feedback Committee**  
(2021-2022)

## Student Feedback Analysis Report (2021-22)



### INTRODUCTION:


Shri Madhavrao Patil Mahavidyalaya is situated in Murum. It is affiliated with Dr. Babasaheb Ambedkar Marathwada University, Aurangabad. The college offer various courses like B.Com., B.A., and B.Sc.at Under Graduation level and M.Com. at Post-Graduation level. Presently, over 1400 students are studying in college. The Internal Quality Assurance Cell (IQAC) of the College has continuously been working on quality improvement and the betterment of student learning experiences. In order to analyze the lag areas of the college and scope for further improvement, feedback from various stakeholders have been received. This report focuses on the feedback of students on Syllabus and Teachers.

### DATA COLLECTION AND ANALYSIS

An effort was made to receive feedback from all students of the college. For this purpose, a form was created and gave to students. As many as 25 responses have been received on Syllabus and Teachers from the students. In order to arrive to comprehensive results, useful statistical tools likepercentage, etc. have been used. For the effective presentation of the data, various types of graphs have been used.

### STUDENT FEEDBACK

#### 1. STUDENT PROFILE:



## Student Feedback Analysis Report (2021-22)



Data was created by using Google form the students of various courses. As explained earlier, total 25 responses have been collected from the student, out of which 60% were male and 40% were female.

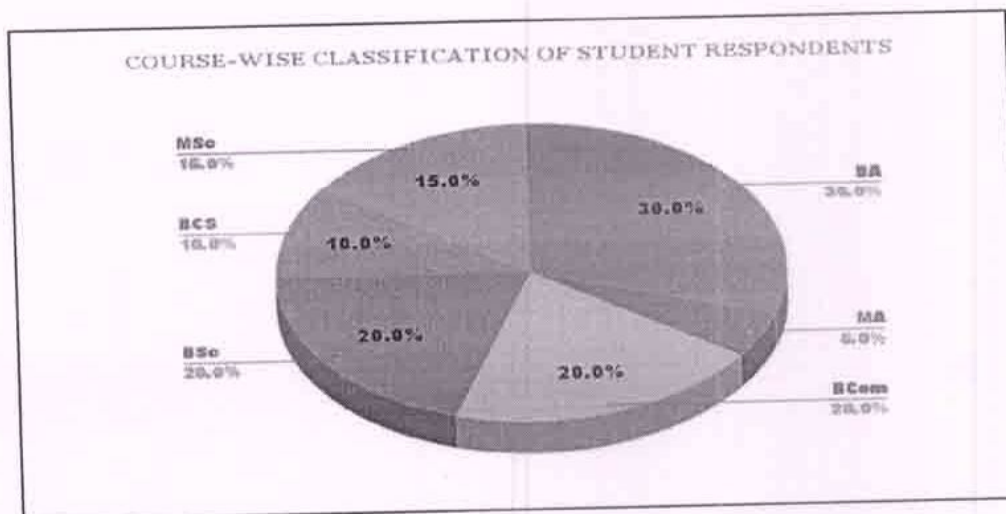


Chart-2 depicts the course-wise classification of student respondents. It was noticed that, B.A. and B.Com. Courses were the major contributors of the survey. 49% responses were received from B.A., 47% responses were received from B.Com. Students. Only 4% responses were recorded from the newly started courses M.Com. and B.Sc.

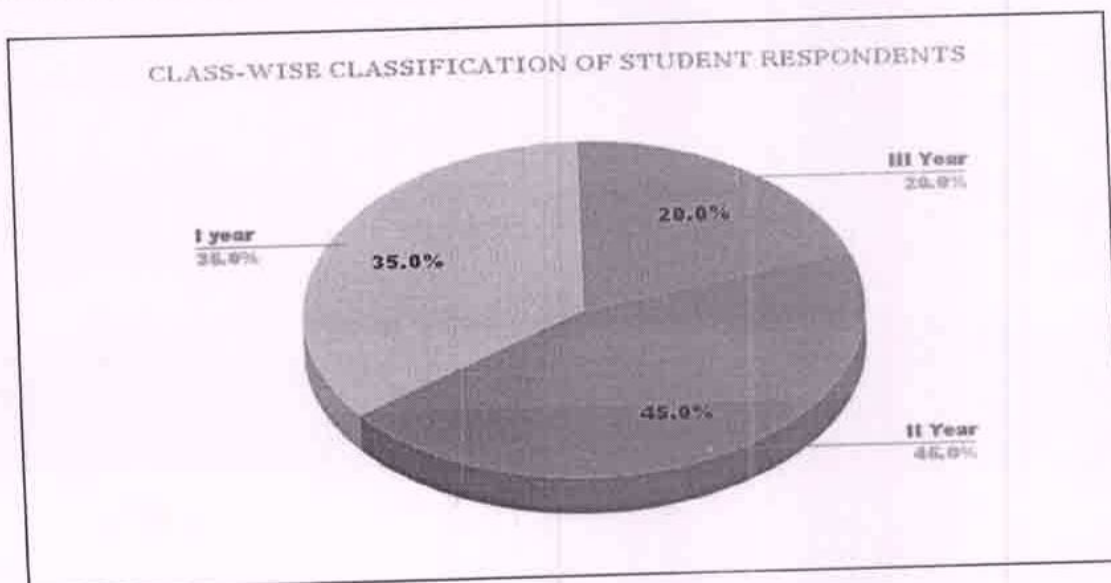



Chart-3 shows the class-wise classification of student responses. It was noticed that, 44% responses were given by 1<sup>st</sup> year students, 34% responses were recorded by 2<sup>nd</sup> students and 22% response was given by 3<sup>rd</sup> or Final year students.



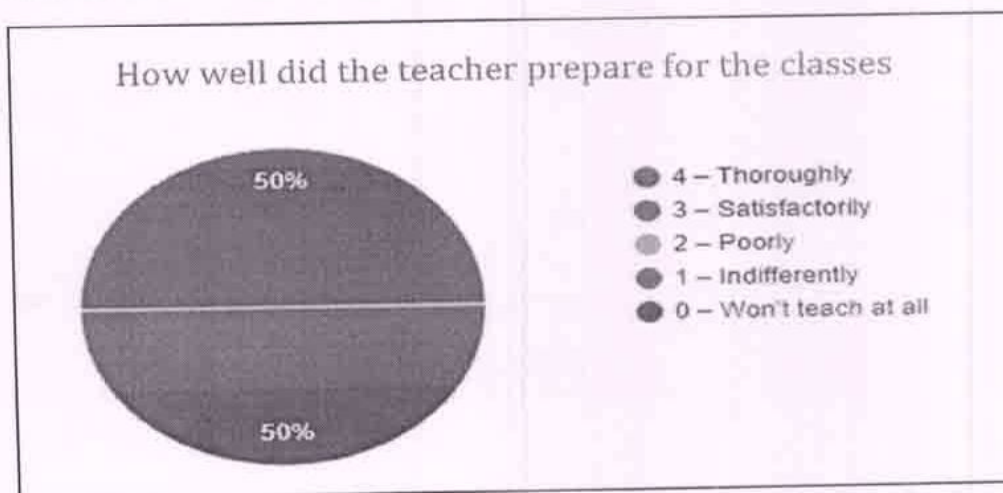
## Student Feedback Analysis Report (2021-22)

### 2. STUDENT FEEDBACK

The college is affiliated with Dr. B. A. M. University, Aurangabad. It follows the syllabus prescribed by the university. In order to analyze the student responses on various questions were asked and multiple responses were collected from the students.



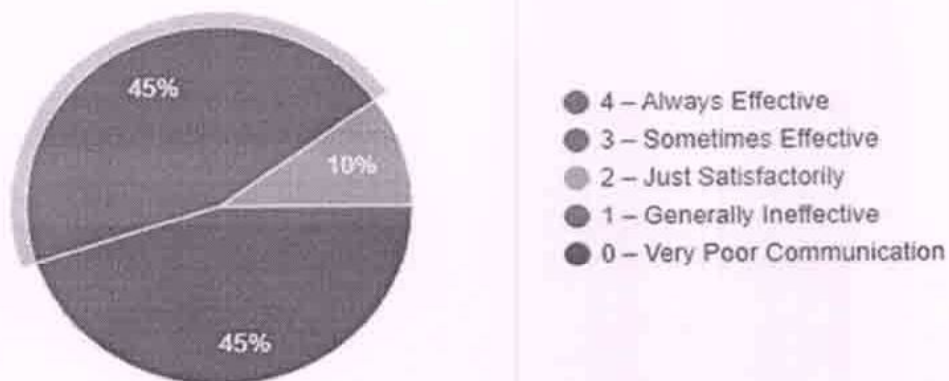
Above chart describes the responses of the students on whether the syllabus was creating completed of them or not. It was noticed that, 95% students have strongly agreed that, the syllabus was covered. On the other side, 5% students have responded as 55 to 69 % syllabus was covered.



Above chart depicts the responses of the students on the preparation of teacher for the class. It was observed that, 50 % students have said that, teacher's preparation for the class was thoroughly and 50 % of them feel that, the teacher's preparation to the class was satisfactorily.

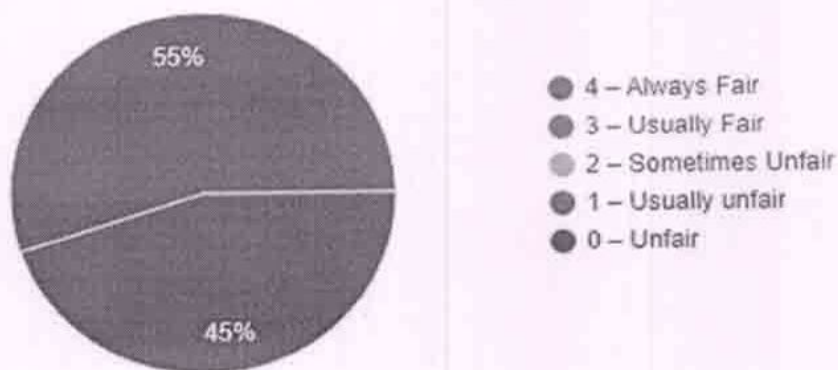
## Student Feedback Analysis Report (2021-22)

### How well were the teachers able to communicate.



Above chart explains the responses of the students on teacher's presentation and communication skills. It was found that, 45% students have said that, teacher's presentation and communication skills were always effective and 45% of them feel that the presentation and communication skills of the teacher sometime effective. 10% students have responded as the teacher's presentation and communication skills were just satisfactorily.

### Fairness of the internal evaluation process.




Above chart provides the details of student responses on the process of internal assessment by teacher. It was found that, 55% students have said that, process of internal assessment by teacher was always fair and 45% of them responded that, the process of internal assessment by teacher was usually fair.



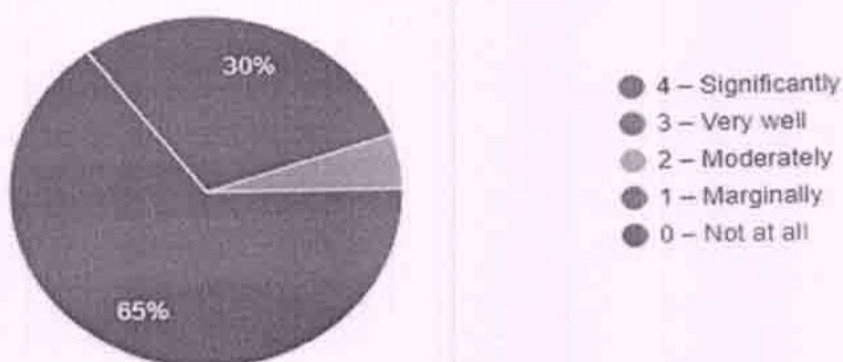
## Student Feedback Analysis Report (2021-22)

Was your performance in assignments discussed with you



Above chart depicts the responses of the students on the performance in assignments discussion by the teacher. It was noticed that, 35% students have said that, teacher's performance in assignments discussion was done every time and 65% of them responded that, the performance in assignments discussion by teacher was usually.


The teaching and mentoring process in your institution facilities you in cognitive, social and emotional growth.



Above chart Students responses on guidance and mentoring process, It was noticed that, 65% students have said that, guidance and mentoring process was significantly and 30% of them have responded that, guidance and mentoring process was very well. 5% students have responded that, the guidance and mentoring process was moderately.


## Student Feedback Analysis Report (2021-22)

### Institution provides multiple opportunities to learn and grow



Above chart explains the students' responses on the opportunities provides by institution. It was found that, 55% students have said that, there was a strongly and 40% students have responded that agree. Whereas, 5% students have said the opportunities provides by institution was neutral.

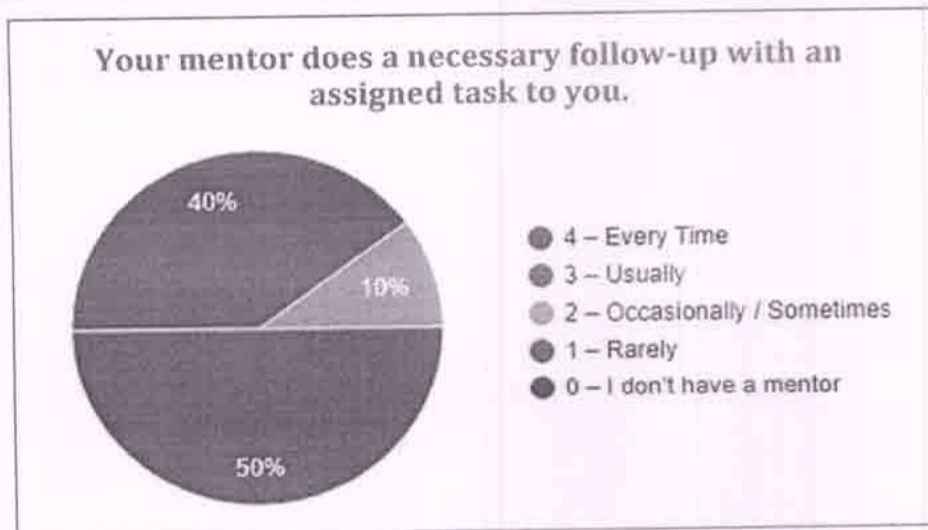
### Teachers inform you about your expected competencies, course outcomes and programme outcomes.



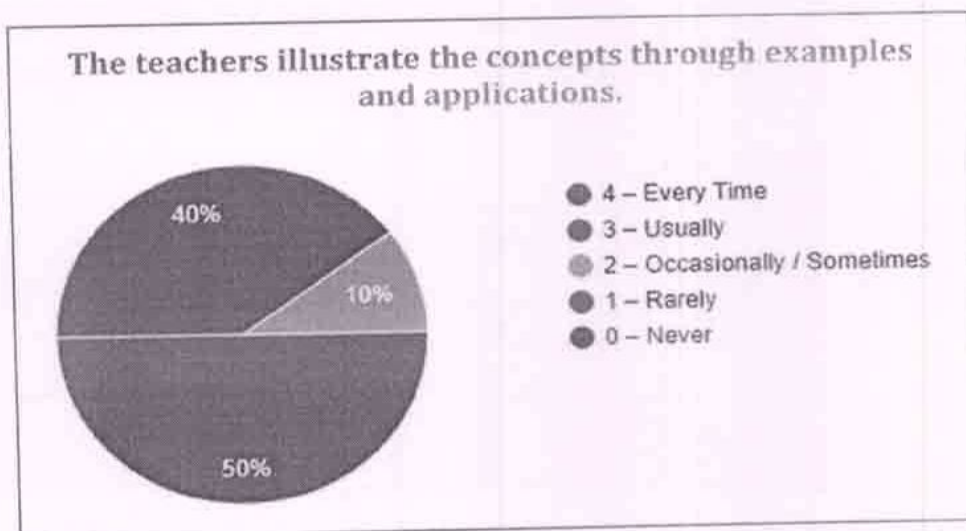
Above chart It was noticed that, 80% students have said that, Every time and 10% of them feel that, was usually. 10% students have responded that, was the occasionally or sometimes.



## Student Feedback Analysis Report (2021-22)



Above chart Mentoring play a vital role in the development of student's abilities and skills. Above chart shows the students responses on guidance and mentoring by the teachers in the college. It was noticed that, 50% students have said that, mentor does a necessary follow-up with an assigned task was every time and 40% of them have responded that, was the usually. 10% students have responded that, was the occasionally or sometimes

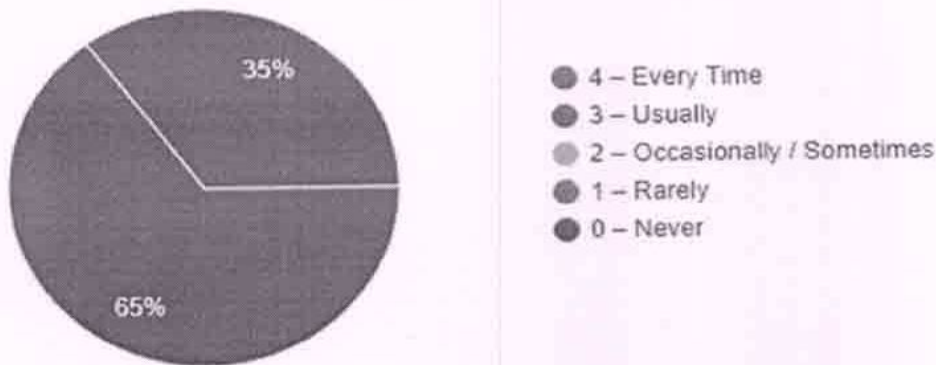


Above chart explains the responses of the students on the teacher illustrate the concepts through examples and applications in the class. It was observed that, 50% students feel that, teachers were every time. 40% responses said that, they were usually. Whereas, 10% respondents occasionally or sometime.



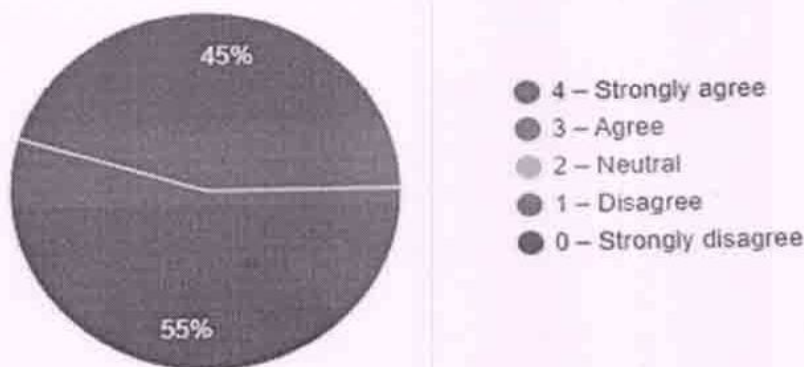
## Student Feedback Analysis Report (2021-22)

**Teachers are able to identify your weaknesses and help you to overcome them**



Above chart shows the responses of the students on identify your weaknesses and help you to overcome them. It was noticed that, 65% students feel every time. Whereas, 35% students have said that, the usually.

**Teachers encourage you to participate in extracurricular activities.**

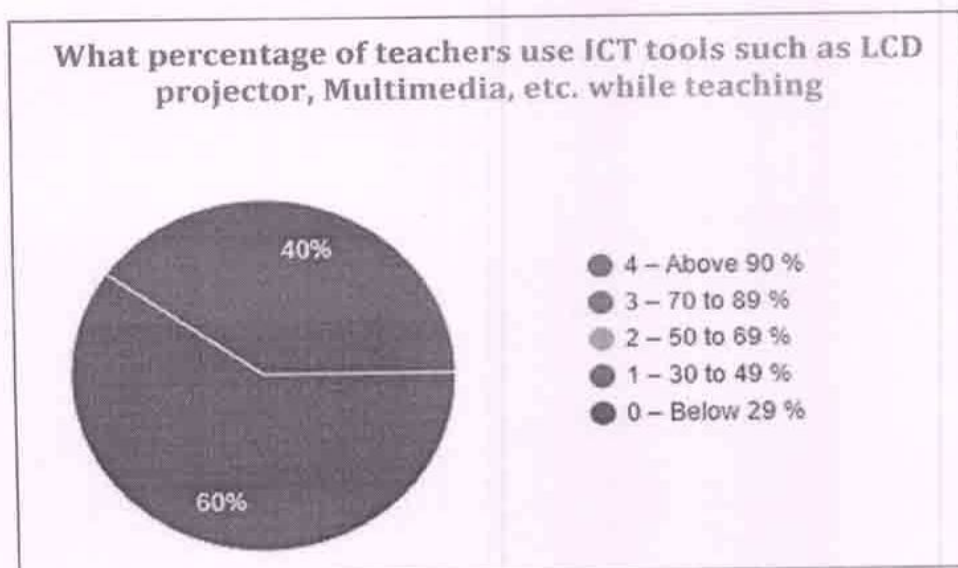


Above chart shows the students responses teachers encourage you to participate in extracurricular activities. It was noticed that, 55% students have said that, teachers encourage you to participate in extracurricular activities was strongly agree and 45% of them have responded that, was agree.

## Student Feedback Analysis Report (2021-22)



Above chart portrays the responses of the students on effort are made by the institute / teachers to inculcate soft skill, life skills and employability skill. It was observed that, 40% students have said that, there was to a great extent. 60% students have responded as moderate.

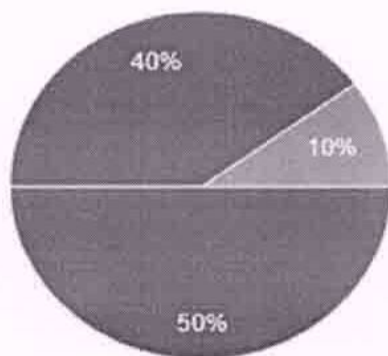


Above chart depicts the responses of the students on teacher's knowledge on usage of ICT. It was noticed that, 60% students have said that, teacher's knowledge on usage of ICT were above 90% and 40% of them responded that, the knowledge on usage of ICT of teacher was 70 to 89%.



## Student Feedback Analysis Report (2021-22)

The overall quality of teaching-learning process in your institute is very good



- 4 – Strongly agree
- 3 – Agree
- 2 – Neutral
- 1 – Disagree
- 0 – Strongly disagree

Above chart describes the students' responses on overall teaching-learning process in the institute. It was observed that, 50% students strongly agree and 40% of them have responded agree. 10% students have responded neutral.

\*\*\*End\*\*\*

**PRINCIPAL**

Shri. Madhavrao Patil College, Murum  
Tq. Omerga Dist. Osmanabad

# S M P College Murum

## Students Evaluations of Teachers

Teachers are requested to objectively express their evaluation based on FOUR point-scale

1. Excellent      2. Very Good      3. Good      4. Satisfactory

Teachers have to write in the (BOX) only the figure 1, 2, 3 & 4 you may reveal your identity, if you so desire


Name of the Teacher:- Dr. Rasure V.M.

Subject taught:- English

Class and Division:- B.A. I, II, B.Sc. I, B.Com. I


- |   |       |
|---|-------|
| 1. Command over the subject   | ( 3 ) |
| 2. Command over the medium of the instruction                             | ( 2 ) |
| 3. Class Control  | ( 3 ) |
| 4. General knowledge and awareness  | ( 4 ) |
| 5. Regularity in taking lectures and practical's                          | ( 4 ) |
| 6. Skills in motivating students for extracurricular activities           | ( 3 ) |
| 7. Skills in explaining difficult problems                                | ( 2 ) |
| 8. Skills in making the subject interesting                               | ( 2 ) |
| 9. Training and preparing students for college/University examination     | ( 3 ) |
| 10. Use of interactive teaching, seminar, tutorials, quiz, assignment etc | ( 4 ) |
| 11. Motivating to develop interest in the subject for higher studies      | ( 2 ) |
| 12. Practice of giving model questions at the end of topic/portion        | ( 3 ) |
| 13. Suggestions for improving teaching profession                         | ( 3 ) |

If any -----



PRINCIPAL

Dr. Madhavrao Patil College, Murum



Teacher Signature



## FEEDBACK 2

Name of Teacher :- Dr. Vinayak Manik Rasure

Designation - Asso. professor

Contact No - 9423352166

Email ID - drvmrasure@gmail.com

### 1. The courses / syllabi taught by me have a good balance between theory and application

Yes, the courses / syllabi taught by me have a good balance between theory and application. It helps the instructor prepare and organize the course. → It describes the course goals; explains the course structure and assignments, exams review sessions, and other activities required for students to learn the material.

### 2. Contents of curriculum are as per the industry requirement

Absolutely right, curriculum content simply means the totality of what is to be taught in a school system. The content component of teaching learning situation refers to the important facts, principles and concepts to be taught.

### 3. The objectives of the syllabi are well defined

Yes, the syllabus is a course-planning tool. It helps the instructor prepare and organize the course. → It describes the course goals; explains the course structure and assignments, exams, review sessions, and other activities required for students to learn the material.

### 4. Infrastructural facilities are available in the college

Yes, available; Buildings, classrooms, laboratories, and equipment- education infrastructure - are crucial elements of learning environments in college. There is strong evidence that high-quality infrastructure facilitates better instruction, improves student outcomes, and reduces dropout rates, among other benefits.

### 5. The college provides adequate opportunities and support to faculty members for upgrading their skills and qualifications

Yes, upgrade the teaching ideas by introducing innovation in teaching and learning. These changes and updating bring in more efficient skills and self-development ideas, using time and resources effectively and hence, help us

understand better ways to teach. It's an important commitment as a reflective teacher.

**6. The environment in the College is conducive to teaching and research**

Yes, a conducive environment for learning, such as one with comfortable classroom set-ups, relevant use of teaching materials and interesting classroom activities, will further motivate the students to learn.

**7. The books/journals etc. prescribed / listed as reference materials are relevant updated and cover the entire syllabi**

Yes, they are relevant; The college has given full freedom to adopt new techniques / strategies ... The books/journals etc. prescribed/listed as reference materials are relevant,

**8. I have the freedom to adopt new techniques / strategies of testing and assessment of students**

Yes, I have the freedom to adopt/adapt new techniques/strategies of testing and assessment of students.


**9. The prescribed books are available in the Library in Sufficient numbers**

Yes, the sufficient numbers of prescribed books are available in the Library.

**10. Any special Remark on curriculum**

Include more rather than less material. A detailed syllabus is a valuable learning tool for students and lessens their initial anxieties about the course. ...



  
PRINCIPAL  
Shri. Madhavrao Patil College, Murum  
Tq. Omerga Dist. Osmanabad





॥ SA VIDYA YA VIMUKTAYE ॥  
NAGAR SHIKSHAN VIKAS MANDAL'S  
**SHRI MADHAVRAO PATIL MAHAVIDYALAYA**  
(Art's Science & Commerce)  
MURUM, Tq. OMERGA, Dist. OSMANABAD - 413605



Feedback Form

Name of Student : Jadhav madhuri Kamalakar  
Course Title : B.A.  
Class : B.A. III Mobile No. 919075884623 Email id \_\_\_\_\_

1. How much of the syllabus was covered in the class?

- ☒ 4 - 85 to 100 %  
3 - 70 to 84 %  
2 - 55 to 69 %  
1 - 30 to 54 %  
0 - Below 30 %

2. How well did the teacher prepare for the classes?

- 4 - Thoroughly  
☒ 3 - Satisfactorily  
2 - Poorly  
1 - Indifferently  
0 - Won't teach at all

3. How well were the teachers able to communicate?

- 4 - Always Effective  
☒ 3 - Sometimes Effective  
2 - Just Satisfactorily  
1 - Generally Ineffective  
0 - Very Poor Communication

4. Fairness of the internal evaluation process by the teachers.

4 - Always Fair

☒ 3 - Usually Fair

2 - Sometimes Unfair

1 - Usually unfair

0 - Unfair

5. Was your performance in assignments discussed with you?

☒ 4 - Every Time

3 - Usually

2 - Occasionally / Sometimes

1 - Rarely

0 - Never

6. The teaching and mentoring process in your institution facilities you in cognitive, social and emotional growth.

☒ 4 - Significantly

3 - Very well

2 - Moderately

1 - Marginally

0 - Not at all

7. The institution provides multiple opportunities to learn and grow

☒ 4 - Strongly agree

3 - Agree

2 - Neutral

1 - Disagree

0 - Strongly disagree



8. Teachers inform you about your expected competencies, course outcomes and programme outcomes.

☒ 4 - Every Time

3 - Usually

2 - Occasionally / Sometimes

1 - Rarely

0 - Never

9. Your mentor does a necessary follow-up with an assigned task to you

☒ 4 - Every Time

☒ 3 - Usually

2 - Occasionally / Sometimes

1 - Rarely

0 - I don't have a mentor

10. The teachers illustrate the concepts through examples and applications.

☒ 4 - Every Time

3 - Usually

2 - Occasionally / Sometimes

1 - Rarely

0 - Never

11. Teachers are able to identify your weaknesses and help you to overcome them.

☒ 4 - Every Time

3 - Usually

2 - Occasionally / Sometimes

1 - Rarely

0 - Never

12. Teachers encourage you to participate in extracurricular activities

- ☒ 4 - Strongly agree  
3 - Agree  
2 - Neutral  
1 - Disagree  
0 - Strongly disagree

13. Effort are made by the institute / teachers to inculcate soft skill, life skill; and employability skill to make you ready for the world of work.

- ☒ 4 - To a great extent  
3 - Moderate  
2 - Some what  
1 - Very little  
0 - Not at all

14. What percentage of teachers use ICT tools such as LCD projector, Multimedia, etc. while teaching.

- ☒ 4 - Above 90 %  
3 - 70 to 89 %  
2 - 50 to 69 %  
1 - 30 to 49 %  
0 - Below 29 %


15. The overall quality of teaching-learning process in your institute is very good.

- ☒ 4 - Strongly agree  
☒ 3 - Agree  
2 - Neutral  
1 - Disagree  
0 - Strongly disagree



  
PRINCIPAL

Shri. Madhavrao Patil College, Murli,  
Tq. Omerga Dist. Osmanabad







॥ SA VIDYA YA VIMUKTAYE ॥  
NAGAR SHIKSHAN VIKAS MANDAL'S  
**SHRI MADHAVRAO PATIL MAHAVIDYALAYA**  
(Art's Science & Commerce)  
MURUM, Tq. OMERGA, Dist. OSMANABAD – 413605

## Feedback Form

### Student Feedback Analysis

And

### Action Taken Report

(Academic Session 2021-2022)

#### Preface:

The feedback for overall areas has taken by the students for every semester within the academic session. The parameters include the Curriculum taught, Evaluation, Approach, Attitude, Punctuality, etc.

#### Importance:

The student feedback is very important to strengthen the quality of teaching learning environment and to look for opportunities to improve overall institute performances including teacher in classroom engagement with student to bring excellence in teaching and learning.

#### Process:

The students who are regular in the college are selected to provide the feedback. They are supplied with a pre-printed MCQ style questionnaire. A short counseling session is conducted on how to feel up the MCQ sheet and the meaning of various parameters is explained to participant students.



It concludes with that the students have understood and satisfied with the questions appearing in the feedback form and understands learning values in terms of knowledge, concepts, skills, analytical abilities, etc. qualities of the teacher.

### Policy for Feedback from Students

Feedback form has been designed to seek feedback from students to strengthen the quality of teaching learning environment and to improve the overall performance. A total of 25 Nos. of Feedback forms collected from every semester within academic session. The information provided by the students has been kept confidential.

### Directions:

For each item student indicates his / her level of agreement with the following statements by selecting appropriate option.

### Scale

(4) Strongly Agree	85 % To 100 %	Every Time	Always Fair
(3) Agree	70 % To 84 %	Usually	Usually Fair
(2) Nerutral	55 % To 69 %	Occasionally / Sometimes	Sometimes Unfair
(1) Disagree	30 % To 54 %	Rarely	Usually unfair
(0) Strongly Disagree	30 % To 0 %	Never	Unfair





## QUESTIONNAIRE

### Part A: Curriculum Taught

1. How much of the syllabus was covered in the class?
  - 4 – 85 to 100 %
  - 3 – 70 to 84 %
  - 2 – 55 to 69 %
  - 1 – 30 to 54 %
  - 0 – Below 30 %
  
2. How well did the teacher prepare for the classes?
  - 4 – Thoroughly
  - 3 – Satisfactorily
  - 2 – Poorly
  - 1 – Indifferently
  - 0 – Won't teach at all
  
3. How well were the teachers able to communicate?
  - 4 – Always Effective
  - 3 – Sometimes Effective
  - 2 – Just Satisfactorily
  - 1 – Generally Ineffective
  - 0 – Very Poor Communication
  
4. Fairness of the internal evaluation process by the teachers.
  - 4 – Always Fair
  - 3 – Usually Fair
  - 2 – Sometimes Unfair
  - 1 – Usually unfair
  - 0 – Unfair
  
5. Was your performance in assignments discussed with you?
  - 4 – Every Time
  - 3 – Usually



- 2 – Occasionally / Sometimes
- 1 – Rarely
- 0 – Never

### **Part B: Evaluation**

6. The teaching and mentoring process in your institution facilitates you in cognitive, social and emotional growth.
  - 4 – Significantly
  - 3 – Very well
  - 2 – Moderately
  - 1 – Marginally
  - 0 – Not at all
7. The institution provides multiple opportunities to learn and grow
  - 4 – Strongly agree
  - 3 – Agree
  - 2 – Neutral
  - 1 – Disagree
  - 0 – Strongly disagree
8. Teachers inform you about your expected competencies, course outcomes and programme outcomes.
  - 4 – Every Time
  - 3 – Usually
  - 2 – Occasionally / Sometimes
  - 1 – Rarely
  - 0 – Never
9. Your mentor does a necessary follow-up with an assigned task to you.
  - 4 – Every Time
  - 3 – Usually
  - 2 – Occasionally / Sometimes
  - 1 – Rarely





0 – I don't have a mentor

10. The teachers illustrate the concepts through examples and applications.
- 4 – Every Time
  - 3 – Usually
  - 2 – Occasionally / Sometimes
  - 1 – Rarely
  - 0 – Never
11. Teachers are able to identify your weaknesses and help you to overcome them.
- 4 – Every Time
  - 3 – Usually
  - 2 – Occasionally / Sometimes
  - 1 – Rarely
  - 0 – Never
12. Teachers encourage you to participate in extracurricular activities
- 4 – Strongly agree
  - 3 – Agree
  - 2 – Neutral
  - 1 – Disagree
  - 0 – Strongly disagree

### **Part C: Approach/Attitude/Punctuality**

13. Effort are made by the institute / teachers to inculcate soft skill, life skills and employability skill to make you ready for the world of work.
- 4 – To a great extent
  - 3 – Moderate
  - 2 – Some what



1 – Very little

0 – Not at all

14. What percentage of teachers use ICT tools such as LCD projector, Multimedia, etc. while teaching.

4 – Above 90 %

3 – 70 to 89 %

2 – 50 to 69 %

1 – 30 to 49 %

0 – Below 29 %

15. The overall quality of teaching-learning process in your institute is very good.

4 – Strongly agree

3 – Agree

2 – Neutral

1 – Disagree

0 – Strongly disagree

Most of the students were satisfied with the various aspects of teaching like coverage of syllabus in class, emphasis on fundamentals, coverage of modern / advanced topics and overall course.

### **Suggestions from students:**

1. Few students felt that the syllabus should have more approach to competitive exams like UPSC and MPSC.
2. Few students suggested that curriculum should have still more practical approach.
3. Few students suggested that there should be smart learning environment.



### **Action Taken:**

In view of identifying the gap in the syllabus as per the requirement of various stakeholders, the college has taken feedback on curriculum from the students regarding their subject. Suggestions like more smart and experiential leaning and approach to competitive exams, relevant to the framing of the syllabus of various courses were consolidated and discussed in IQAC, then communicated to the subject teacher.

### **As suggested by IQAC following actions were prominently taken-**

1. More MPSC/UPSC guidance and career guidance lectures were conducted and a lot of reading material on these areas is included in library.
2. Teachers are asked to undertake more experiential teaching learning process. Teachers are also using PowerPoint presentations for enhancing teaching learning experience.
3. Many faculties are now using ICT for teaching learning purposes to create smart learning environment.
4. Slow learners and advanced learners are given more attention according to their needs.
5. Extension activities for social and environment sensitization are conducted.
6. Placement and guidance cell has been strengthened
7. Suggested to build Boy's Hostel Facility.





## Other Issues Raised by Students

Issues Raised	Action Taken
<ol style="list-style-type: none"> <li>1. Sports facilities should be improved e.g. volleyball and badminton court should be prepared.</li> <li>2. Professional sports coaches should be arranged.</li> <li>3. More digitally equipped lecture halls should be prepared.</li> <li>4. More toilets should be constructed for girl students.</li> <li>5. Sanitary napkins should be available in the girls' common room.</li> </ol>	<ol style="list-style-type: none"> <li>1. The requirement has been communicated to the teacher in-charge of sports and principal.</li> <li>2. Efforts are being made to engage Alumni, members of the community and relatives of ex-employees to arrange the funds necessary sports facilities, digitally equipped lecture halls and girls' toilets.</li> <li>3. Efforts are being made to get a sanitary napkin dispenser installed in the girl's common room</li> </ol>

## CONCLUSION

Thus, the feedback given by the stakeholders were analysed and suitable action was taken so as to satisfy the expectations of both students and teachers. This further helped us to improvise our curriculum as per the expectations of the stakeholders.

  
**PRINCIPAL**  
 Shri. Madhav Rao Patil College, Murum  
 Ta. Omerga Dist. Osmanabad